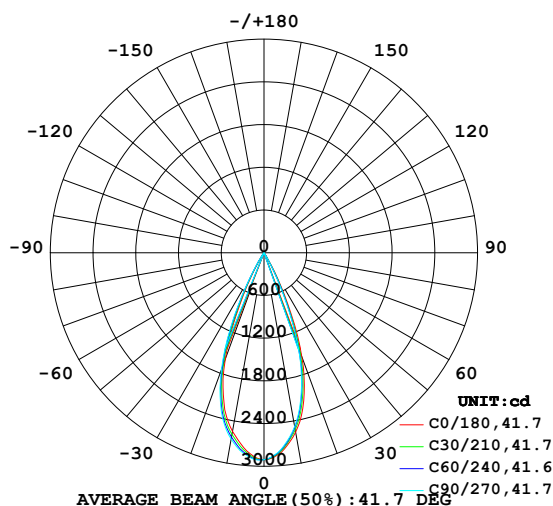


LUMINAIRE PHOTOMETRIC TEST REPORT

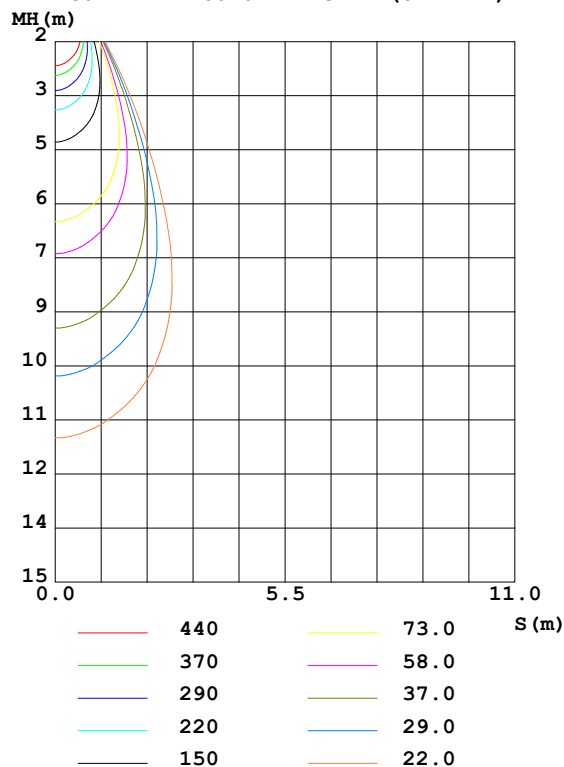
Test:U:220.7V I:0.0716A P:14.52W PF:0.9184 Freq:50.00Hz Lamp Flux:1267.55x1 lm		
NAME: VF68-13W-930-40°	TYPE:Downlight	SERIAL No.:
SPEC.:3000K	DIM.: ϕ 77mm*H100mm	
MFR.: NEKO LIGHTING AG		

DATA OF LAMP		PHOTOMETRIC DATA Eff: 87.30 lm/W			
MODEL	CITIZEN-3000K	I _{max} (cd)	2912	S/MH (C0/180)	0.64
NOMINAL POWER (W)	15	LOR (%)	100.0	S/MH (C90/270)	0.67
RATED VOLTAGE (V)	220	TOTAL FLUX (lm)	1267.6	η UP, DN (C0-180)	0.0, 46.7
NOMINAL FLUX (lm)	1267.55	CIE CLASS	DIRECT	η UP, DN (C180-360)	0.0, 53.3
LAMPS INSIDE	1	η up (%)	0.0	CIBSE SHR NOM	0.50
TEST VOLTAGE (V)	220	η down (%)	100.0	CIBSE SHR MAX	0.65

LUMINOUS INTENSITY DISTRIBUTION DIAGRAM



C0 PLANE ISOLUX DIAGRAM (UNIT:lx)



C Range: 0 - 360DEG
C Interval: 15.0DEG
Test Speed: HIGH
Temperature:25.3DEG
Operators:Meng Yongjian
Test Date:2019-05-24

γ Range: 0 - 90DEG
 γ Interval: 1.0DEG
Test System:EVERFINE GO-2000B_V1 SYSTEM V2.0.288
Humidity:52%
Test Distance:5.850m [K=1.0000]
Remarks:

ZONAL FLUX DIAGRAM

ZONAL FLUX DIAGRAM:

γ	C0	C45	C90	C135	C180	C225	C270	C315	γ	Φ zone	Φ total	%lum, lamp
10	2559	2515	2480	2508	2549	2605	2657	2629	0- 10	260.1	260.1	20.5,20.5
20	1555	1462	1400	1470	1595	1681	1751	1696	10- 20	591.0	851.1	67.1,67.1
30	204.3	165.9	117.2	158.0	220.3	283.2	323.2	291.7	20- 30	370.5	1222	96.4,96.4
40	15.28	14.01	12.17	13.05	15.76	17.29	16.67	15.44	30- 40	36.88	1258	99.3,99.3
50	4.465	3.981	3.600	3.957	4.900	5.277	5.059	4.751	40- 50	6.427	1265	99.8,99.8
60	0.9725	0.7950	0.6651	0.7481	1.072	1.244	1.293	1.196	50- 60	2.218	1267	100,100
70	0.0718	0.0458	0.0591	0.0395	0.0609	0.0917	0.0656	0.0833	60- 70	0.3280	1267	100,100
80	0.0566	0.0458	0.0482	0.0395	0.0391	0.0698	0.0416	0.0658	70- 80	0.0603	1268	100,100
90	0.0457	0.0458	0.0438	0.0395	0.0348	0.0349	0.0372	0.0373	80- 90	0.0491	1268	100,100
100									90-100			
110									100-110			
120									110-120			
130									120-130			
140									130-140			
150									140-150			
160									150-160			
170									160-170			
180									170-180			
DEG	LUMINOUS INTENSITY:cd									UNIT:lm		

Conical surface Flux(90deg): 1262.5 lm

%lum = 99.6%

%lamp = 99.6%

Conical surface Flux(120deg): 1267.1 lm

%lum = 100.0%

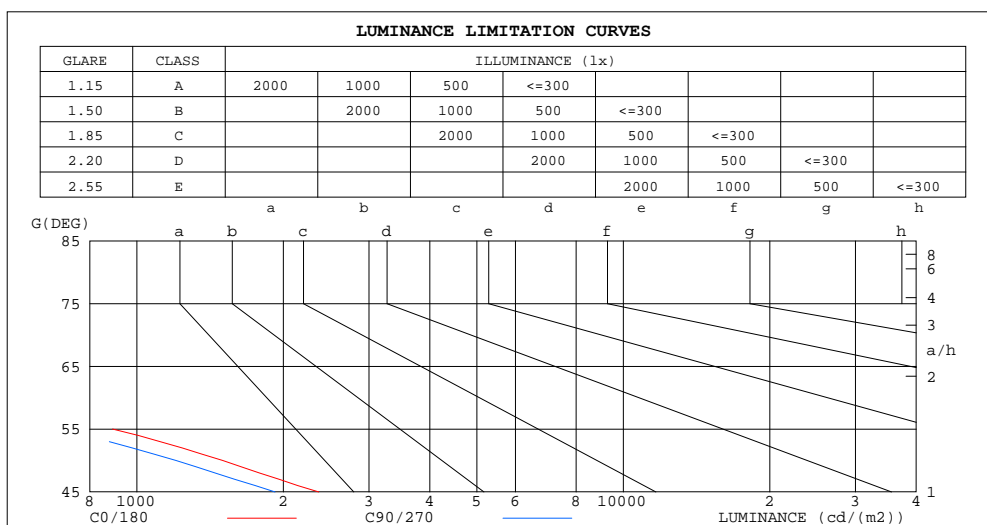
%lamp = 100.0%

C Range: 0 - 360DEG
C Interval: 15.0DEG
Test Speed: HIGH
Temperature:25.3DEG
Operators:Meng Yongjian
Test Date:2019-05-24

γ Range: 0 - 90DEG
 γ Interval: 1.0DEG
Test System:EVERFINE GO-2000B_V1 SYSTEM V2.0.288
Humidity:52%
Test Distance:5.850m [K=1.0000]
Remarks:

LUMINANCE LIMITATION CURVES

Test:U:220.7V I:0.0716A P:14.52W PF:0.9184 Freq:50.00Hz Lamp Flux:1267.55x1 lm		
NAME: VF68-13W-930-40°	TYPE:Downlight	SERIAL No.:
SPEC.:3000K	DIM.: φ77mm*H100mm	
MFR.: NEKO LIGHTING AG		



LUMINANCE cd/(m2)		
G(DEG)	C0/180	C90/270
85	119	108
80	70	60
75	53	42
70	45	37
65	101	49
60	420	285
55	891	687
50	1500	1202
45	2364	1924

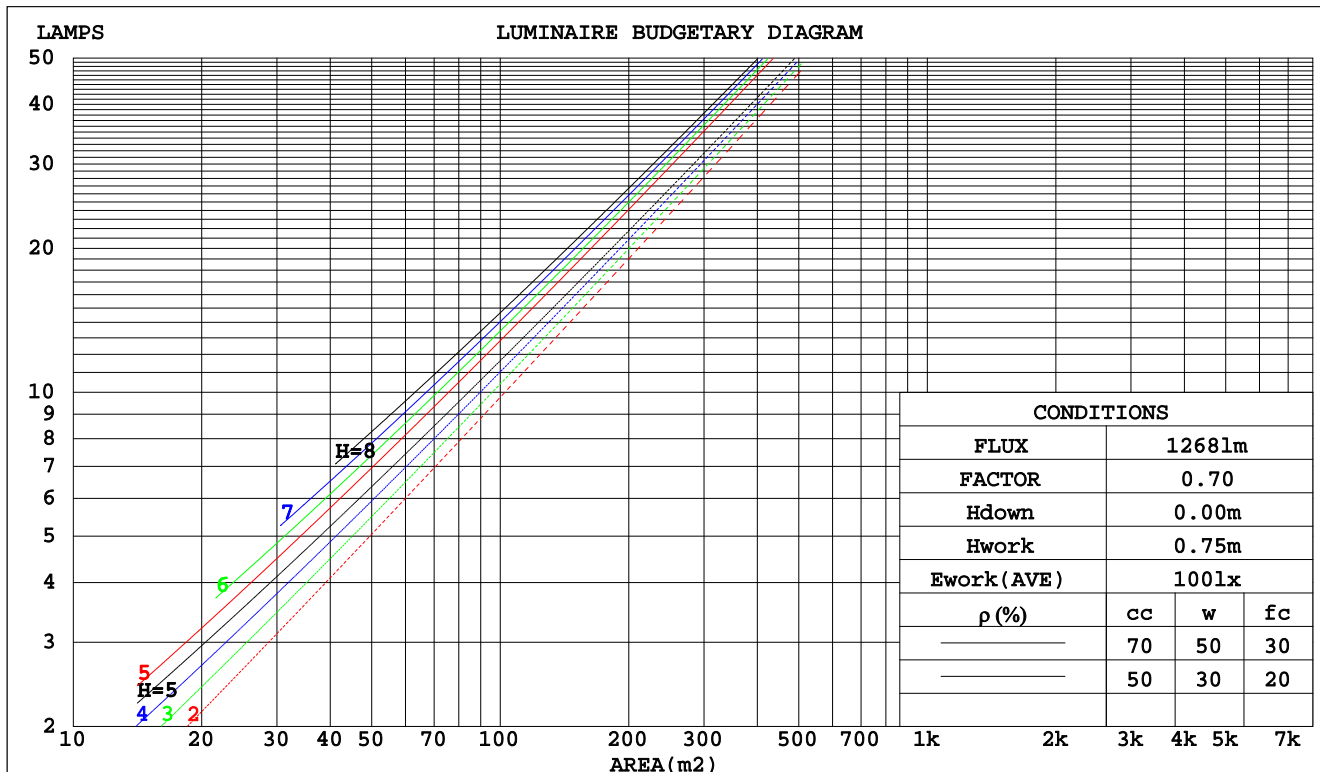
C Range: 0 - 360DEG
C Interval: 15.0DEG
Test Speed: HIGH
Temperature:25.3DEG
Operators:Meng Yongjian
Test Date:2019-05-24

γ Range: 0 - 90DEG
γ Interval: 1.0DEG
Test System:EVERFINE GO-2000B_V1 SYSTEM V2.0.288
Humidity:52%
Test Distance:5.850m [K=1.0000]
Remarks:

CU AND LUMINAIRE BUDGETARY ESTIMATE DIAGRAM

Test:U:220.7V I:0.0716A P:14.52W PF:0.9184 Freq:50.00Hz Lamp Flux:1267.55x1 lm		
NAME: VF68-13W-930-40°	TYPE:Downlight	SERIAL No.:
SPEC.:3000K	DIM.: φ77mm*H100mm	
MFR.: NEKO LIGHTING AG		

pcc	80%			70%			50%			30%			10%			0
pw	50%	30%	10%	50%	30%	10%	50%	30%	10%	50%	30%	10%	50%	30%	10%	0
pfc	20%			20%			20%			20%			20%			0
RCR	Coefficients of Utilization(CU)															
0.0	1.19	1.19	1.19	1.16	1.16	1.16	1.11	1.11	1.11	1.06	1.06	1.06	1.02	1.02	1.02	1.00
1.0	1.12	1.10	1.08	1.10	1.08	1.07	1.06	1.05	1.03	1.03	1.01	1.00	.99	.98	.97	.96
2.0	1.06	1.03	1.00	1.05	1.02	.99	1.02	.99	.97	.99	.97	.95	.96	.95	.93	.92
3.0	1.01	.97	.94	.90	.96	.93	.97	.94	.92	.95	.93	.90	.93	.91	.89	.88
4.0	.96	.92	.89	.95	.91	.88	.93	.90	.87	.92	.89	.86	.90	.87	.85	.84
5.0	.92	.88	.84	.91	.87	.84	.90	.86	.83	.88	.85	.82	.87	.84	.82	.81
6.0	.88	.84	.80	.88	.83	.80	.86	.82	.80	.85	.82	.79	.84	.81	.79	.77
7.0	.85	.80	.77	.84	.80	.77	.83	.79	.76	.82	.78	.76	.81	.78	.75	.74
8.0	.81	.77	.73	.81	.76	.73	.80	.76	.73	.79	.75	.73	.78	.75	.73	.71
9.0	.78	.74	.71	.78	.73	.70	.77	.73	.70	.76	.73	.70	.76	.72	.70	.69
10.0	.75	.71	.68	.75	.71	.68	.74	.70	.68	.74	.70	.67	.73	.70	.67	.66



C Range: 0 - 360DEG
C Interval: 15.0DEG
Test Speed: HIGH
Temperature:25.3DEG
Operators:Meng Yongjian
Test Date:2019-05-24

γ Range: 0 - 90DEG
γ Interval: 1.0DEG
Test System:EVERFINE GO-2000B_V1 SYSTEM V2.0.288
Humidity:52%
Test Distance:5.850m [K=1.0000]
Remarks:

WEC AND CCEC

Test:U:220.7V I:0.0716A P:14.52W PF:0.9184 Freq:50.00Hz Lamp Flux:1267.55x1 lm		
NAME: VF68-13W-930-40°	TYPE:Downlight	SERIAL No.:
SPEC.:3000K	DIM.: φ77mm*H100mm	
MFR.: NEKO LIGHTING AG		

pcc	80%			70%			50%			30%			10%			0	
pw	50%	30%	10%	50%	30%	10%	50%	30%	10%	50%	30%	10%	50%	30%	10%	0	
pfc	20%			20%			20%			20%			20%			0	
RCR	RCR:Room Cavity Ratio						Wall Exitance Coefficients(WEC)										
0.0																	
1.0	.148	.084	.027	.141	.081	.026	.129	.074	.024	.117	.068	.022	.107	.062	.020		
2.0	.138	.076	.023	.133	.073	.023	.123	.068	.021	.113	.063	.020	.104	.059	.019		
3.0	.130	.069	.021	.126	.067	.020	.117	.063	.019	.109	.060	.018	.101	.056	.017		
4.0	.123	.064	.019	.119	.062	.018	.112	.059	.018	.105	.056	.017	.098	.054	.016		
5.0	.117	.059	.017	.113	.058	.017	.107	.056	.016	.101	.053	.016	.096	.051	.015		
6.0	.111	.056	.016	.108	.055	.016	.103	.053	.015	.098	.051	.015	.093	.049	.015		
7.0	.106	.052	.015	.104	.052	.015	.099	.050	.014	.094	.048	.014	.090	.047	.014		
8.0	.102	.050	.014	.099	.049	.014	.095	.048	.014	.091	.046	.013	.087	.045	.013		
9.0	.098	.047	.013	.096	.047	.013	.092	.045	.013	.088	.044	.013	.085	.043	.012		
10.0	.094	.045	.012	.092	.045	.012	.089	.043	.012	.086	.042	.012	.083	.042	.012		

pcc	80%			70%			50%			30%			10%			0	
pw	50%	30%	10%	50%	30%	10%	50%	30%	10%	50%	30%	10%	50%	30%	10%	0	
pfc	20%			20%			20%			20%			20%			0	
RCR	RCR:Room Cavity Ratio						Ceiling Cavity Exitance Coefficients(CCEC)										
0.0	.190	.190	.190	.163	.163	.163	.111	.111	.111	.064	.064	.064	.020	.020	.020		
1.0	.169	.158	.147	.145	.135	.127	.099	.093	.088	.057	.054	.051	.018	.017	.016		
2.0	.152	.133	.117	.130	.114	.101	.089	.079	.070	.051	.046	.041	.016	.015	.013		
3.0	.138	.113	.094	.118	.098	.082	.081	.068	.057	.047	.040	.034	.015	.013	.011		
4.0	.126	.098	.077	.108	.085	.067	.074	.059	.047	.043	.035	.028	.014	.011	.009		
5.0	.116	.086	.064	.099	.074	.056	.069	.052	.039	.040	.031	.023	.013	.010	.008		
6.0	.108	.076	.054	.092	.066	.047	.064	.046	.033	.037	.027	.020	.012	.009	.007		
7.0	.100	.068	.046	.086	.059	.040	.060	.042	.028	.035	.024	.017	.011	.008	.006		
8.0	.094	.062	.039	.081	.054	.034	.056	.038	.024	.033	.022	.015	.011	.007	.005		
9.0	.089	.056	.034	.077	.049	.030	.053	.034	.021	.031	.020	.013	.010	.007	.004		
10.0	.084	.052	.030	.073	.045	.026	.050	.032	.019	.029	.019	.011	.010	.006	.004		

C Range: 0 - 360DEG
C Interval: 15.0DEG
Test Speed: HIGH
Temperature:25.3DEG
Operators:Meng Yongjian
Test Date:2019-05-24

γ Range: 0 - 90DEG
γ Interval: 1.0DEG
Test System:EVERFINE GO-2000B_V1 SYSTEM V2.0.288
Humidity:52%
Test Distance:5.850m [K=1.0000]
Remarks:

UGR(Unified Glare Rating) Table

Test:U:220.7V I:0.0716A P:14.52W PF:0.9184 Freq:50.00Hz Lamp Flux:1267.55x1 lm										
NAME: VF68-13W-930-40°					TYPE:Downlight			SERIAL No.:		
SPEC.:3000K					DIM.: φ77mm*H100mm					
MFR.: NEKO LIGHTING AG										
ceiling/cavity	0.7	0.7	0.5	0.5	0.3	0.7	0.7	0.5	0.5	0.3
walls	0.5	0.3	0.5	0.3	0.3	0.5	0.3	0.5	0.3	0.3
working plane	0.2	0.2	0.2	0.2	0.2	0.2	0.2	0.2	0.2	0.2
Room dimensions	Viewed crosswise					Viewed endwise				
x = 2H y = 2H	3.8	4.5	4.0	4.7	4.8	2.4	3.2	2.6	3.3	3.5
3H	3.6	4.3	3.9	4.5	4.7	2.3	3.0	2.5	3.1	3.3
4H	3.5	4.2	3.8	4.4	4.6	2.2	2.8	2.5	3.1	3.3
6H	3.4	4.1	3.7	4.3	4.5	2.1	2.7	2.4	3.0	3.2
8H	3.4	4.0	3.7	4.2	4.5	2.1	2.7	2.4	2.9	3.2
12H	3.4	3.9	3.7	4.2	4.5	2.0	2.6	2.3	2.8	3.1
4H 2H	3.5	4.2	3.8	4.4	4.6	2.2	2.9	2.5	3.1	3.3
3H	3.4	3.9	3.7	4.2	4.5	2.0	2.6	2.4	2.9	3.1
4H	3.3	3.8	3.6	4.1	4.4	1.9	2.5	2.3	2.8	3.1
6H	3.2	3.6	3.5	4.0	4.3	1.8	2.3	2.2	2.6	3.0
8H	3.1	3.5	3.5	3.9	4.3	1.8	2.2	2.2	2.6	2.9
12H	3.1	3.5	3.5	3.8	4.2	1.7	2.1	2.1	2.5	2.9
8H 4H	3.1	3.5	3.5	3.9	4.3	1.8	2.2	2.2	2.6	2.9
6H	3.0	3.4	3.4	3.8	4.2	1.7	2.0	2.1	2.4	2.8
8H	3.0	3.3	3.4	3.7	4.1	1.6	1.9	2.1	2.4	2.8
12H	2.9	3.2	3.4	3.6	4.1	1.6	1.8	2.0	2.3	2.7
12H 4H	3.1	3.5	3.5	3.8	4.2	1.7	2.1	2.1	2.5	2.9
6H	3.0	3.3	3.4	3.7	4.1	1.6	1.9	2.1	2.4	2.8
8H	2.9	3.2	3.4	3.6	4.1	1.6	1.8	2.0	2.3	2.7
Variations with the observer position at spacings:										
S = 1.0H	+ 3.7 / - 8.3					+ 3.0 / - 8.8				
1.5H	+ 5.4 / - 5.9					+ 4.6 / - 5.4				
2.0H	+ 5.1 / -11.5					+ 4.8 / -11.4				

CIE Pub.117, 1268 lm Total Lamp Luminous Flux Correct ($8\log(F/F_0) = 0.8$)

C Range: 0 - 360DEG
C Interval: 15.0DEG
Test Speed: HIGH
Temperature:25.3DEG
Operators:Meng Yongjian
Test Date:2019-05-24

γ Range: 0 - 90DEG
γ Interval: 1.0DEG
Test System:EVERFINE GO-2000B_V1 SYSTEM V2.0.288
Humidity:52%
Test Distance:5.850m [K=1.0000]
Remarks:

UTILIZATION FACTORS TABLE

Test:U:220.7V I:0.0716A P:14.52W PF:0.9184 Freq:50.00Hz Lamp Flux:1267.55x1 lm		
NAME: VF68-13W-930-40°	TYPE:Downlight	SERIAL No.:
SPEC.:3000K	DIM.: φ77mm*H100mm	
MFR.: NEKO LIGHTING AG		

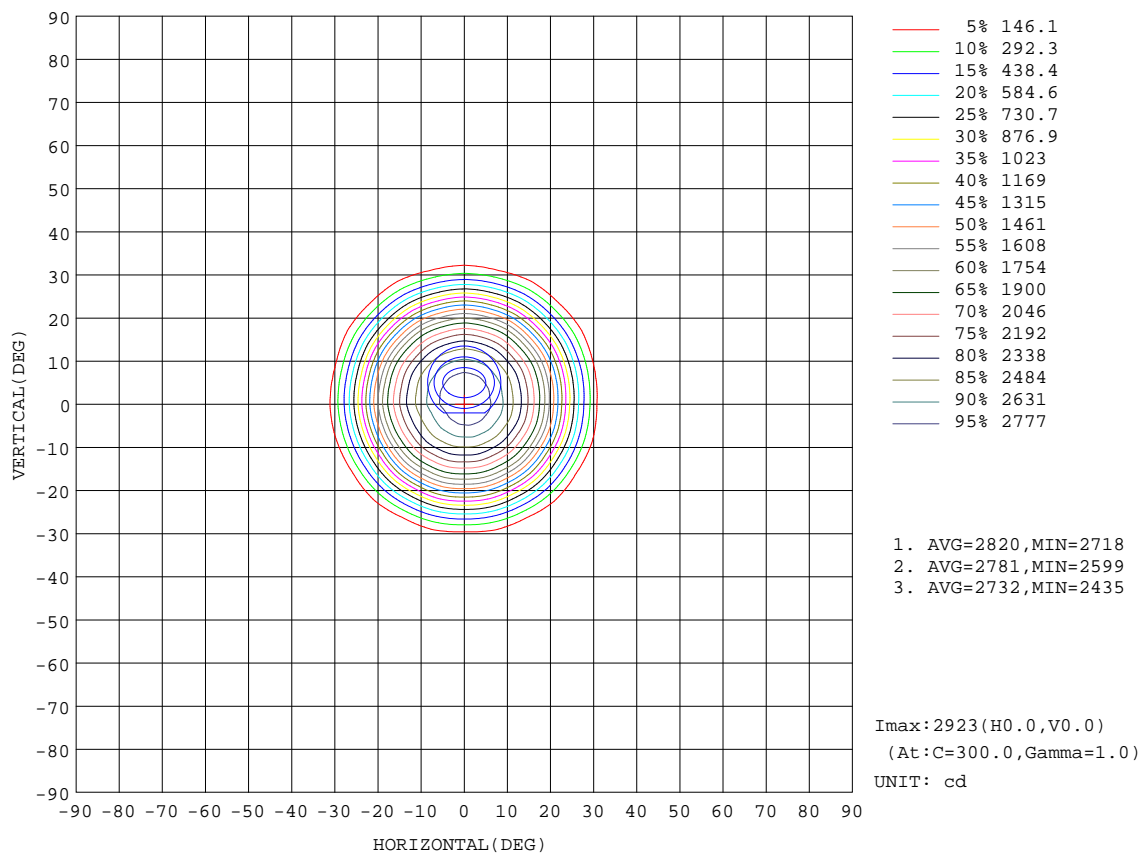
REFLECTANCE										
Ceiling	0.8	0.8	0.8	0.7	0.7	0.7	0.5	0.5	0.5	0
Walls	0.7	0.5	0.3	0.7	0.5	0.3	0.7	0.5	0.3	0
Working plane	0.2	0.2	0.2	0.2	0.2	0.2	0.2	0.2	0.2	0
ROOM INDEX	UTILIZATION FACTORS(PERCENT) $k(RI) \times RCR = 5$									
$k = 0.60$	91	85	82	91	85	82	90	85	82	79
0.80	98	93	90	97	93	89	96	92	89	86
1.00	102	97	94	101	96	93	99	96	93	89
1.25	105	101	98	104	100	97	102	99	96	93
1.50	108	104	101	107	103	100	104	101	99	95
2.00	110	106	103	108	105	102	106	103	101	96
2.50	111	108	105	110	107	104	107	104	102	97
3.00	113	110	107	111	108	106	108	106	104	98
4.00	115	112	110	113	110	109	109	107	106	99
5.00	116	114	112	114	112	111	110	109	107	100
ROOM INDEX	UF(total)									Direct
According to DIN EN 13032-2 2004			Suspended					SHRNOM = 1.25		

C Range: 0 - 360DEG
C Interval: 15.0DEG
Test Speed: HIGH
Temperature:25.3DEG
Operators:Meng Yongjian
Test Date:2019-05-24

γ Range: 0 - 90DEG
γ Interval: 1.0DEG
Test System:EVERFINE GO-2000B_V1 SYSTEM V2.0.288
Humidity:52%
Test Distance:5.850m [K=1.0000]
Remarks:

ISOCANDELA DIAGRAM

Test:U:220.7V I:0.0716A P:14.52W PF:0.9184 Freq:50.00Hz Lamp Flux:1267.55x1 lm		
NAME: VF68-13W-930-40°	TYPE:Downlight	SERIAL No.:
SPEC.:3000K	DIM.: φ77mm*H100mm	
MFR.: NEKO LIGHTING AG		




C Range: 0 - 360DEG
C Interval: 15.0DEG
Test Speed: HIGH
Temperature:25.3DEG
Operators:Meng Yongjian
Test Date:2019-05-24

γ Range: 0 - 90DEG
γ Interval: 1.0DEG
Test System:EVERFINE GO-2000B_V1 SYSTEM V2.0.288
Humidity:52%
Test Distance:5.850m [K=1.0000]
Remarks:

AAI Figure

Test:U:220.7V I:0.0716A P:14.52W PF:0.9184 Freq:50.00Hz Lamp Flux:1267.55x1 lm		
NAME: VF68-13W-930-40°	TYPE:Downlight	SERIAL No.:
SPEC.:3000K	DIM.: φ77mm*H100mm	
MFR.: NEKO LIGHTING AG		



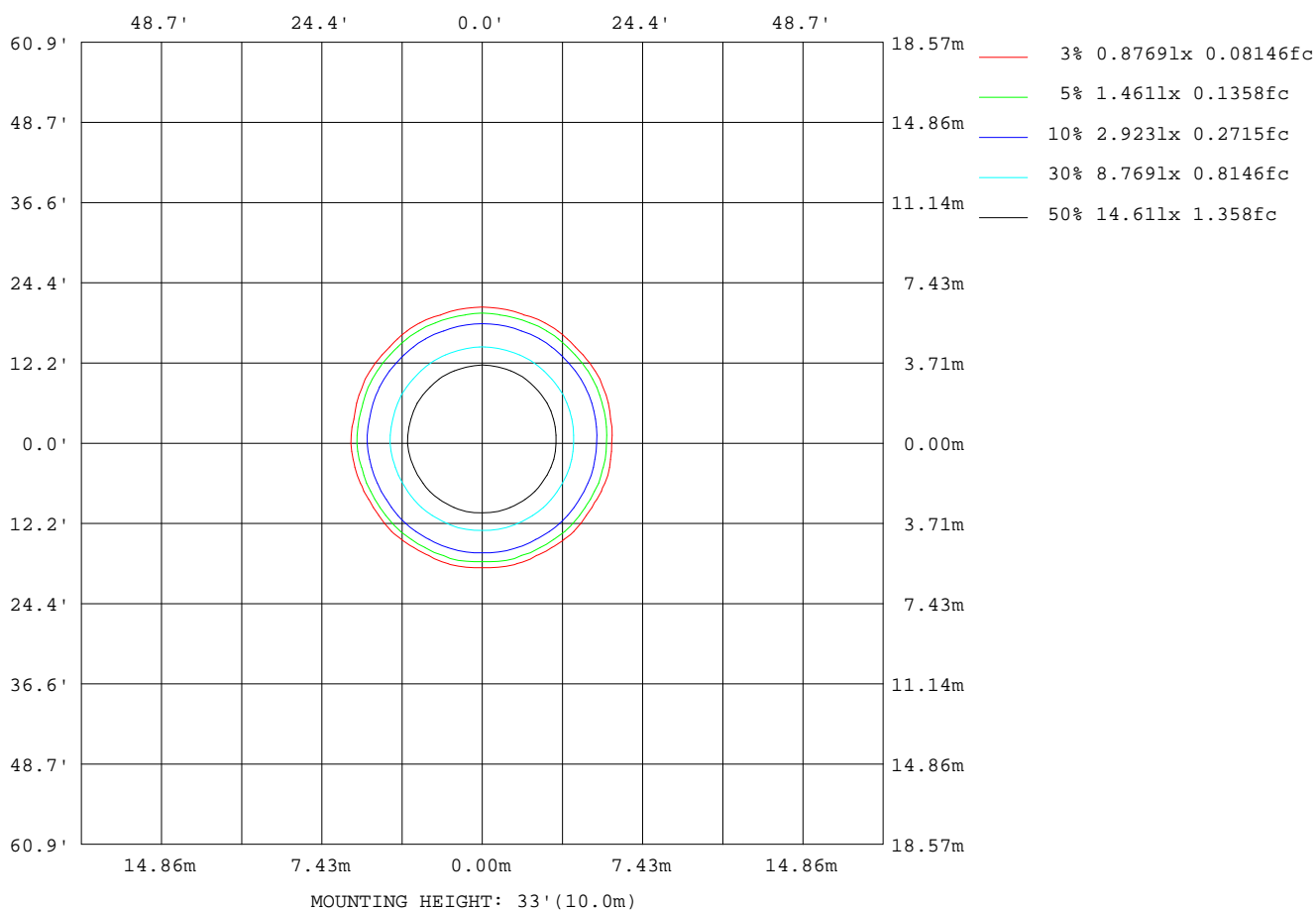
Note:The Curves indicate the illuminated area and the average illumination when the luminaire is at different distance.

C Range: 0 - 360DEG
C Interval: 15.0DEG
Test Speed: HIGH
Temperature:25.3DEG
Operators:Meng Yongjian
Test Date:2019-05-24

γ Range: 0 - 90DEG
γ Interval: 1.0DEG
Test System:EVERFINE GO-2000B_V1 SYSTEM V2.0.288
Humidity:52%
Test Distance:5.850m [K=1.0000]
Remarks:

ISOLUX DIAGRAM

Test:U:220.7V I:0.0716A P:14.52W PF:0.9184 Freq:50.00Hz Lamp Flux:1267.55x1 lm		
NAME: VF68-13W-930-40°	TYPE:Downlight	SERIAL No.:
SPEC.:3000K	DIM.: ϕ 77mm*H100mm	
MFR.: NEKO LIGHTING AG		



C Range: 0 - 360DEG
C Interval: 15.0DEG
Test Speed: HIGH
Temperature:25.3DEG
Operators:Meng Yongjian
Test Date:2019-05-24

γ Range: 0 - 90DEG
 γ Interval: 1.0DEG
Test System:EVERFINE GO-2000B_V1 SYSTEM V2.0.288
Humidity:52%
Test Distance:5.850m [K=1.0000]
Remarks:

LED Avg.L Report

Test:U:220.7V I:0.0716A P:14.52W PF:0.9184 Freq:50.00Hz Lamp Flux:1267.55x1 lm		
NAME: VF68-13W-930-40°	TYPE:Downlight	SERIAL No.:
SPEC.:3000K	DIM.: φ77mm*H100mm	
MFR.: NEKO LIGHTING AG		

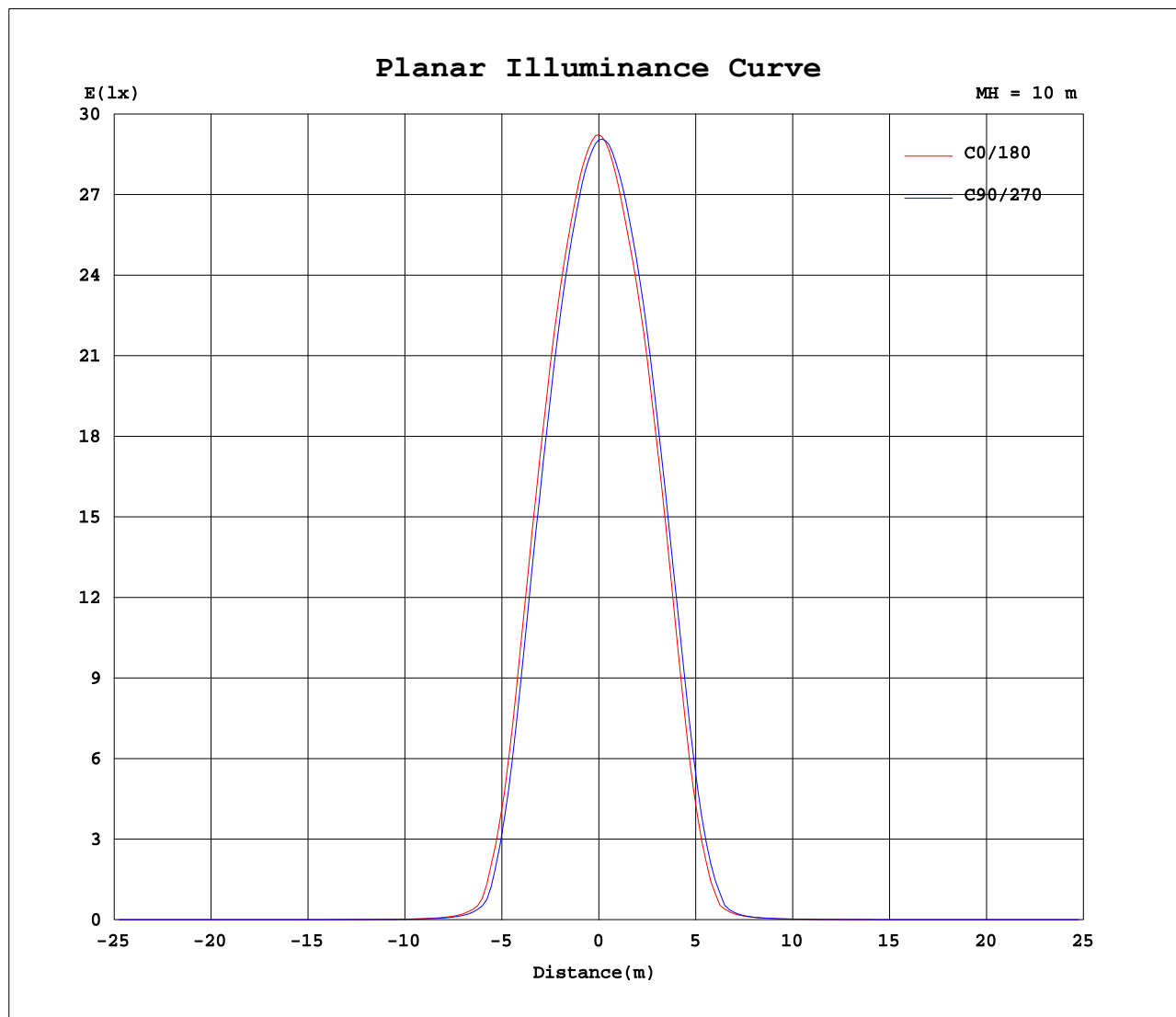
AvgL	cd/m2
L_0~180 (65) av	112
L_0~180 (75) av	45
L_0~180 (85) av	105
L_90~270 (65) av	122
L_90~270 (75) av	42
L_90~270 (85) av	100
L_45 (65) av	113
L_45 (75) av	49
L_45 (85) av	121

Standard: GB/T 29293-2012

C Range: 0 - 360DEG
C Interval: 15.0DEG
Test Speed: HIGH
Temperature:25.3DEG
Operators:Meng Yongjian
Test Date:2019-05-24

γ Range: 0 - 90DEG
γ Interval: 1.0DEG
Test System:EVERFINE GO-2000B_V1 SYSTEM V2.0.288
Humidity:52%
Test Distance:5.850m [K=1.0000]
Remarks:

Planar Illuminance Curve



C Range: 0 - 360DEG
C Interval: 15.0DEG
Test Speed: HIGH
Temperature: 25.3DEG
Operators: Meng Yongjian
Test Date: 2019-05-24

γ Range: 0 - 90DEG
 γ Interval: 1.0DEG
Test System: EVERFINE GO-2000B_V1 SYSTEM V2.0.288
Humidity: 52%
Test Distance: 5.850m [K=1.0000]
Remarks:

```

γ Range: 0 - 90DEG
γ Interval: 1.0DEG
Test System:EVERFINE GO-2000B_V1 SYSTEM V2.0.288
Humidity:52%
Test Distance:5.850m [K=1.0000]
Remarks:

```

```

γ Range: 0 - 90DEG
γ Interval: 1.0DEG
Test System:EVERFINE GO-2000B_V1 SYSTEM V2.0.288
Humidity:52%
Test Distance:5.850m [K=1.0000]
Remarks:

```